

ACTIVITY GUIDE


Here are activities associated with the **Discovering Dinosaurs** program at the Royal Tyrrell Museum. Below is an activities-by-grade chart to help you decide which are the best activities for your class.

<i>Page</i>	<i>Activities by grade</i>	K	1	2	3
2	Colouring Page	●	●	●	●
3	Dinosaurs: Oh My!	●	●	●	●
4	Who Am I?	●	●	●	●
5	Palaeo Word Hunt			●	●

ACTIVITY 1

Colouring Page

Recommended for grades K - 3
Help us fill in this *Albertosaurus*!



ACTIVITY 2

Dinosaurs: Oh My!

Recommended for grades K – 3

There are many types of dinosaurs and they would have acted in many different ways.

In this 'Simon Says'-like activity, introduce different poses or actions associated with each dinosaur or term and call them out one by one! Students who are late or can't make the action can either be eliminated, penalised (e.g., hop on one foot), or can switch with the caller. Speed up for a real challenge!

Here are some ideas for actions or make up your own!

Dinosaurs! – Participants must yell “Oh My!” and act scared / cower

Triassic, Jurassic, and Cretaceous – Assign locations (e.g., walls or desks) to each time period and the students must then run to the called location

T. rex – Participants hold up 2 clawed fingers on each hand and roar

Packs – Participants form packs of at least 2 (for older groups – add a number and participants must match, (e.g., 'Packs 4')

Herbivore – (pair) One participant acts as a tree and the other uses their arms as a dinosaur's mouth to 'eat' them

Carnivore – (pair) One participant slowly stalks the other, or one participant pretends to defend from attack

Fossils – participants quickly lie down still on the floor

Pterosaur – participants flap arms and swoop

Nests – Participants sit on ground with arms circling their 'nests'

Ankylosaur – Participants drop to all fours and wave their 'tails' in defence


ACTIVITY 3

Who Am I?

Recommended for grades K – 3

Read the descriptions and draw a line to match the ancient creature with its picture.

I ate meat when I was alive, and was named for the Royal Tyrrell Museum's province in 1905.



Euoplocephalus

I stayed safe in my herd, so I didn't need luck, I had specialized teeth and the bill of a duck.




Camarasaurus

I had hollow bones to keep my weight light, and was the size of a giraffe, but I could take flight.



Albertosaurus

I was built like a tank, with spikes on my back, and had a club tail to ward off attack.




Quetzalcoatlus

I had sharp teeth, but no claws, so I caught my prey with my powerful jaws.



Hadrosaur

My diet consisted of the choicest of leaves, which I would rake off of the forest's tallest trees.



Plesiosaur

ACTIVITY 4

Palaeo Word Hunt

Recommended for grades 2 – 3

Oh no! Some of the words from our tour have hidden themselves and we need to find them quick!

Have a look and see if you can hunt down our escaped dinosaur-related words!

R T X C M X K V S I V O L C A N O Z T P
M R O B D A P T F U Z S D R E H J J N C
U I V L E V M R E A R E U L E T I U A C
E C H C L C A I A F N U I S Y G H R R Y
S E P C E A W A T M A T A R T G G A Y K
U R S T K M S S H W P L A S X T B S T N
M A Z T E A V S E E P N B Y O S L S X V
D T O L D R K I R I N G N E W G K I L A
Q O X X E A O C S O F P E U R R E C G M
R P D X S S H S S E S A N M P T X T A Z
U S E G E A Z A A E E M C O A Q A U S P
A E F C R U U V L U C G N I K R W C Y O
S I E S T R Q A F D R C L A W E P T R O
O W N D U U C N O Q H E R O V I N R A C
N S D S Y S F O S S I L N L Z D S U T O
I J R A P T O R M T N N I P J O R X T K
D E V S H E R B I V O R E W I O Q Z A D
N A N V A S W C W K K I Q T V W U I C E
L K P D T Y G O L O T N O E A L A P K I
W I D Q D O D N S U O E C A T E R C Y S

Word Bank

ALBERTA	ATTACK	CAMARASAURUS	CARNIVORE
CLAW	CRETACEOUS	DEFEND	DESERT
DINOSAUR	EGGS	FEATHERS	FOSSIL
HERBIVORE	HERDS	JURASSIC	KING
MUSEUM	PACKS	PALAEONTOLOGY	PTEROSAUR
RAPTOR	REPTILE	SCALES	STEGOSAURUS
SWAMP	TRIASSIC	TRICERATOPS	TYRANNOSAURUS
TYRANT	VOLCANO	WOOD	